

DCCI MOS & COOS

User Acceptance Test

PORTAL

DCCI



ঢাকা চেম্বার অব কমার্স অ্যান্ড ইন্ডাস্ট্রি

SYSTECH DIGITAL LIMITED

Table of Contents

1. Register	2
2. Login	4
3. Dashboard	5
4. User Profile	8
a. Update Profile	8
b. Update Password	9
5. Forgot Password	9
6. Membership	13
a. Apply for Name Clearance	13
b. Apply for Membership	13
c. Details of Membership	20
7. Country of Origin	21
a. Apply for Certificate	21
b. Application List	27
Search	27
Download	27
View	27
Download Certificate	28
c. Rejected List	30
Search	30
View	30
Update	31
8. Renewal	32
a. Apply for Renewal	32
b. Renewal List	35
Search	36
View	36
Download Deposit Slip	37
9. Logout	38

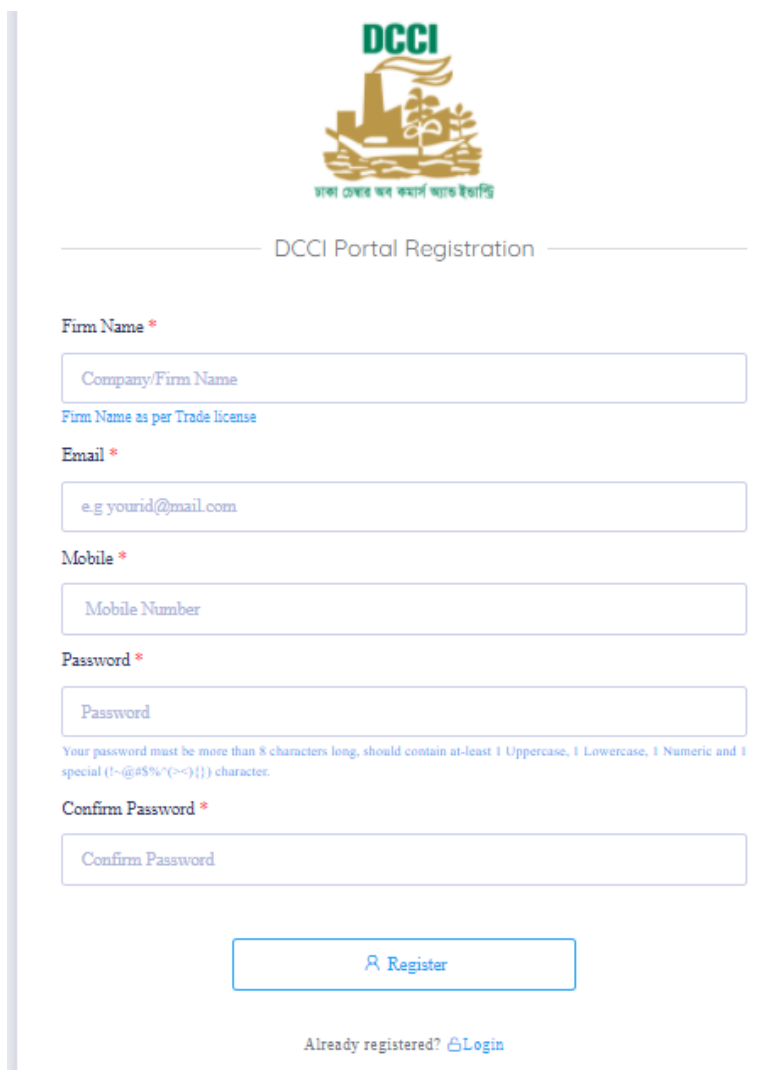
1. Register

For creating an account in DCCI website, user need to register in DCCI official website.

Fill the resister form with required inputs (Firm Name, Email, Mobile, Password and Confirm Password) and click on register button.

After submit registration form. System will send user a 4-digit OTP number in user mobile number.

Note: '' sign fields can't be empty.*



DCCI
ঢাকা চেম্বার অব কমার্স অ্যান্ড ইন্ডাস্ট্রি

DCCI Portal Registration

Firm Name *

Company/Firm Name

Firm Name as per Trade license

Email *

e.g yourid@mail.com

Mobile *

Mobile Number

Password *

Password

Your password must be more than 8 characters long, should contain at-least 1 Uppercase, 1 Lowercase, 1 Numeric and 1 special (!~@#%&^*()<->{|}) character.

Confirm Password *

Confirm Password

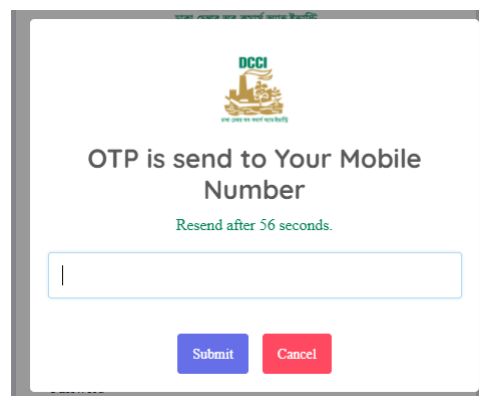
[Register](#)

Already registered? [Login](#)

Input your OTP and click on Submit button.

After submitting correct OTP user will receive a verification email, which verify user email and provide a verification link.

Note: OTP must submit within 60 seconds.



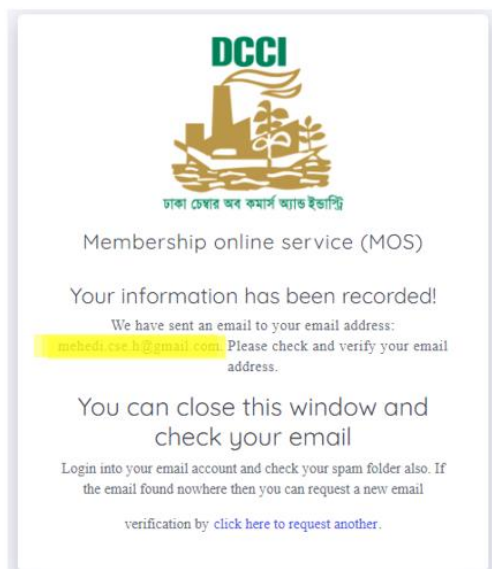
DCCI
ঢাকা চেম্বার অব কমার্স অ্যান্ড ইন্ডাস্ট্রি

OTP is send to Your Mobile Number

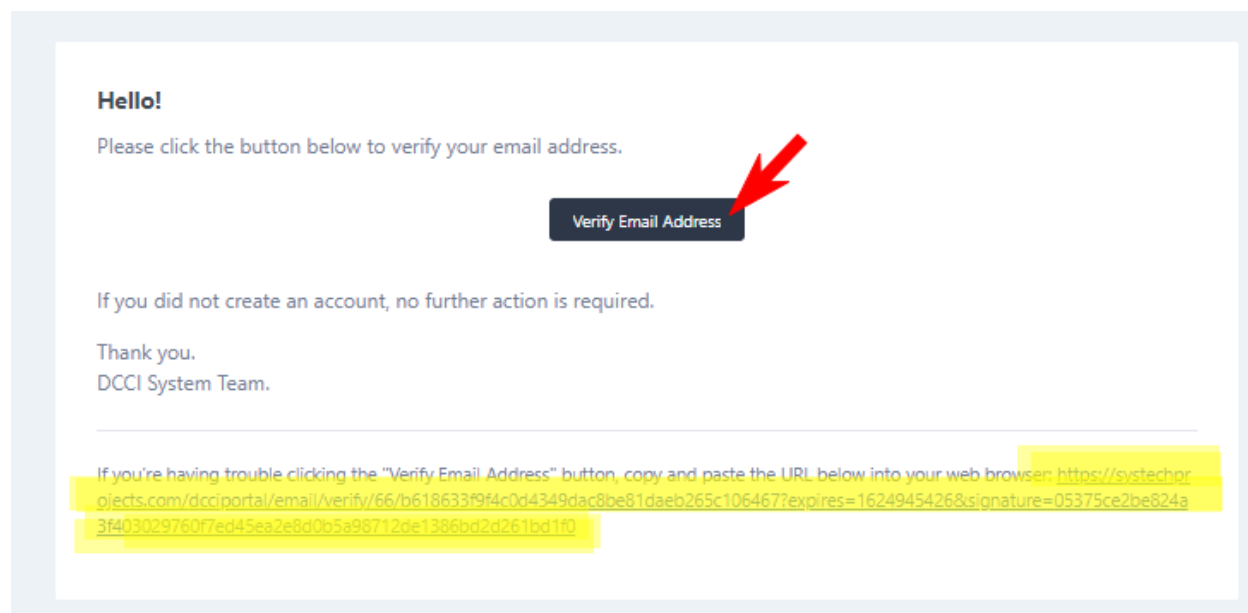
Resend after 56 seconds.

|

[Submit](#) [Cancel](#)



Check your email and click on “verify Email Address” button.



After click on “Verify Email Address” button user email will verify and user automatically login his/her DCCI account and go to “Dashboard” page.

The screenshot shows the DCCI website dashboard. On the left is a dark sidebar with a home icon and the word 'Dashboard'. Below it are two menu items: 'Membership' and 'Country of Origin', each with a right-pointing arrow. The main content area contains three white cards. The first card is titled 'Membership Online Service' and features a tie icon, the text 'Apply for Name Clearance for Membership Application', an orange button labeled 'Apply for Name Clearance', and a footer with 'Apply | Approval'. The second card is titled 'Country of Origin Service' and features a certificate icon, the text 'Apply for certificate for Country of Origin', a blue button labeled 'Apply for Certificate', and a footer with 'Apply | Payment | Approval'. The third card is also titled 'Country of Origin Service' and features a bookmark icon, the text 'You can view all your application status', a blue button labeled 'List of Certificate', and a footer with 'Draft | Pending | Approved'. At the bottom of the dashboard, there is a small text: 'Version: 1.0 Design and Developed by Systech Digital Limited'.

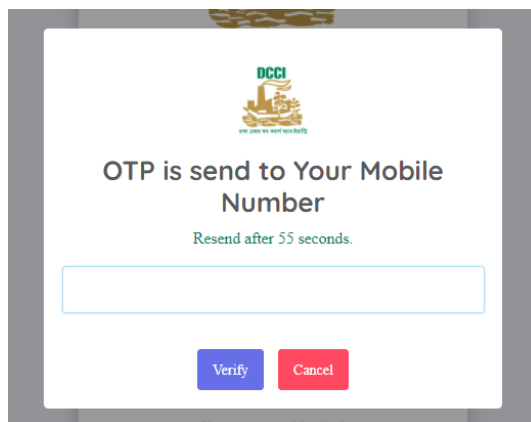
2. Login

If user had already an account in DCCI website then user can login his/her account by using email and password.

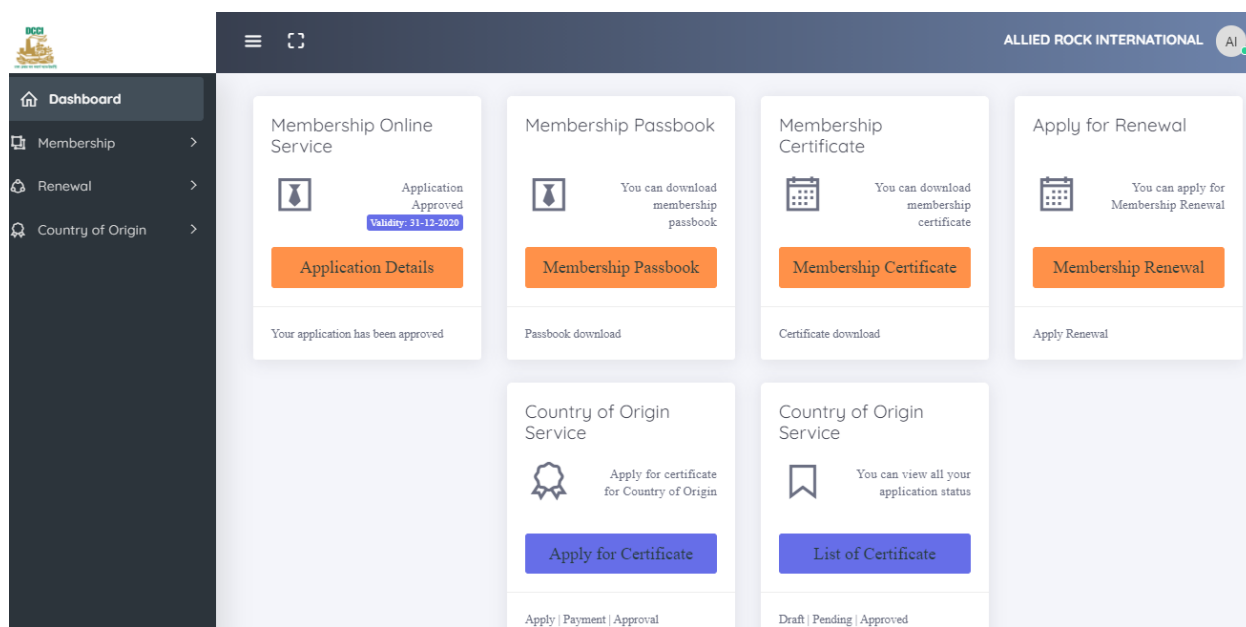
After submitting validate email and password user will receive an OTP in his/her mobile number.

The screenshot shows the DCCI login page. At the top center is the DCCI logo, which consists of a stylized building and trees. Below the logo is the text 'ঢাকা চেম্বার অব কমার্স অ্যান্ড ইন্ডাস্ট্রি' in Bengali. Underneath that is the text 'Become a Member'. The page contains several input fields and buttons. There is an 'Email' label followed by a text input field containing the placeholder 'e.g yourid@mail.com'. Below that is a 'Password' label followed by a password input field. To the left of the password field is a 'Remember Me' checkbox. To the right is a 'Forgot Password?' link. Below these fields is a blue button with a lock icon and the text 'Login'. At the bottom of the page, there is a link that says 'If you are not a Member?' followed by a red button with a magnifying glass icon and the text 'Register'.

By submit correct OTP, user will successfully login his account and go to 'Dashboard' page.



3. Dashboard



In dashboard, user will find some sections.

➤ **Membership Online Service**

In this section user can apply for membership or get application details.

Note: For more details go to **Membership**

➤ **Membership Passbook**

In this section user can download membership passbook by clicking on "Membership Passbook" button.



Dhaka Chamber of Commerce & Industry

Membership Pass Book

Membership Pass Book No : 
121423

Name of the Firm প্রতিষ্ঠানের নাম	<i>ALFEDROCK INTERNATIONAL</i>
Address ঠিকানা	<i>Pl. 79, Block-M, 6th Floor, Silver Plaza, Bir Uttam Ziaur Rahman Sarak, Banani, Dhaka-1213</i>
Type of Business ব্যবসার ধরন	<i>Import, Export, Supply, Indenting</i>
Membership Registration No সদস্যপত্র নিবন্ধন নং	<i>A-2455</i>
Membership Certificate No সদস্যপত্র সনদ নং	<i>100</i>
Date তারিখ	<i>2021-07-29</i>
Seal and Signature of Concern Officer মনোনিত কর্মকর্তার সিল এবং স্বাক্ষর	 Md. Shamsul Alam AGM (Export Sales) Building: Material Division Alcor Group of Industries

DHAKA CHAMBER BUILDING
 65-66 Motijheel Commercial Area, G.P.O. Box No. 2641, Dhaka-1000, Bangladesh
 PABX: 888-2-9552562(Hunting), FAX: 889-2-9560030 Email: info@dhakachamber.com Website: www.dhakachamber.com



➤ **Membership Certificate**

In this section user can download membership certificate by clicking on “Membership Certificate” button.



➤ **Apply for Renewal**

In this section user can apply for membership renewal by clicking on “Membership Renewal” button.

Note: For more details go to **Renewal → Apply for Renewal**

➤ **Country of Origin Service**

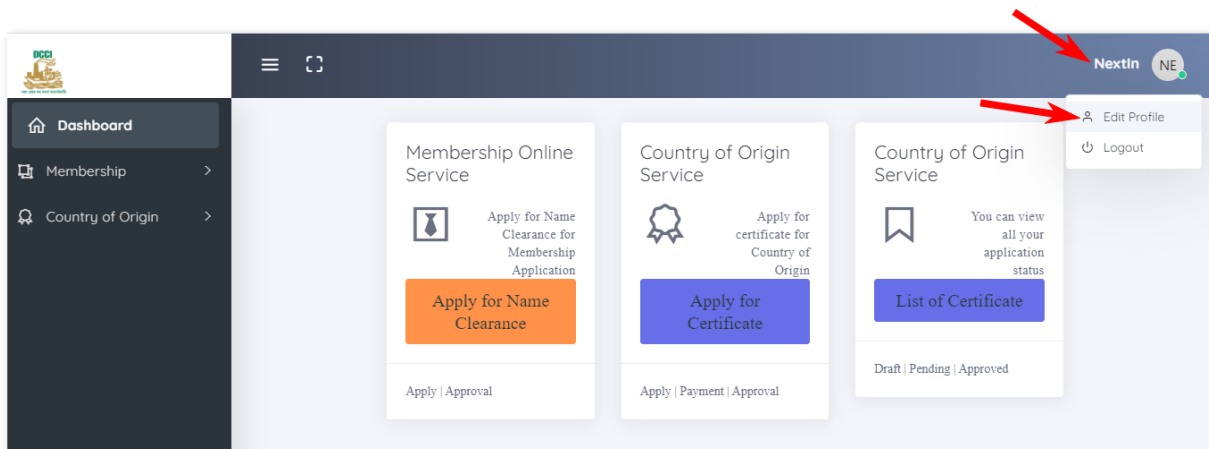
In this section user can apply for Country of Origin and get the list of certificates.

Note: For more details go **Country of Origin → Application List → Download Certificate**

4. User Profile

a. Update Profile

Click on the “Company Name” which is top-right of the webpage. After click on “Company Name” user will find two options. Click on “Edit Profile”. After click on it, system will go to “Update Your Profile” form.



In this “Update Your Profile” form user can update “Email” and “Phone Number”.

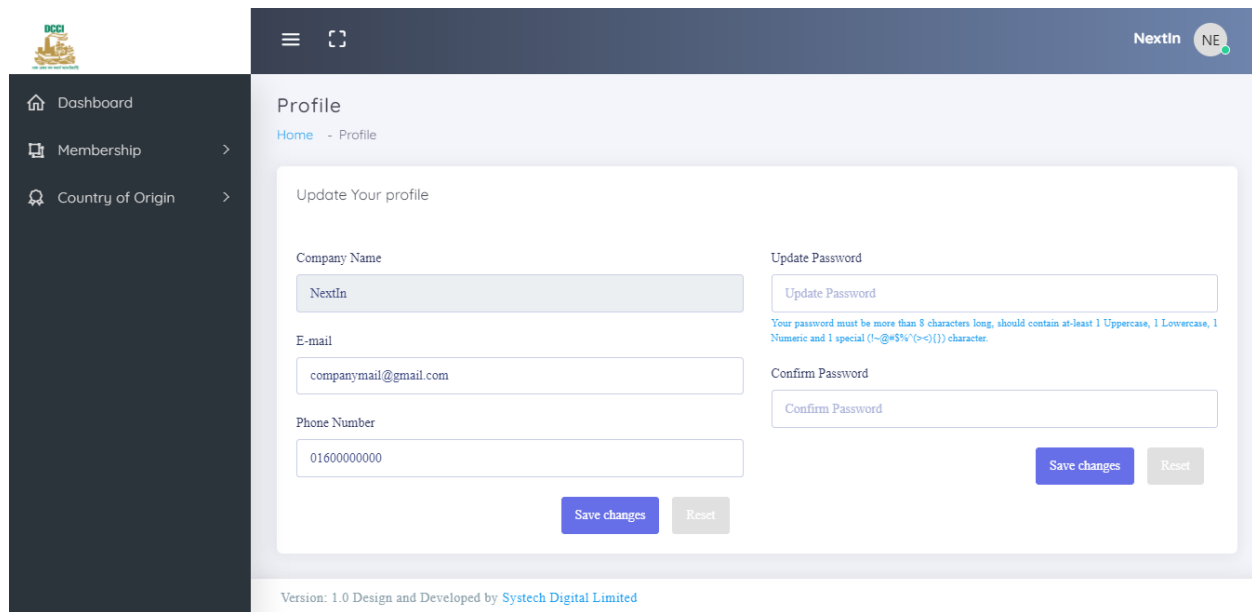
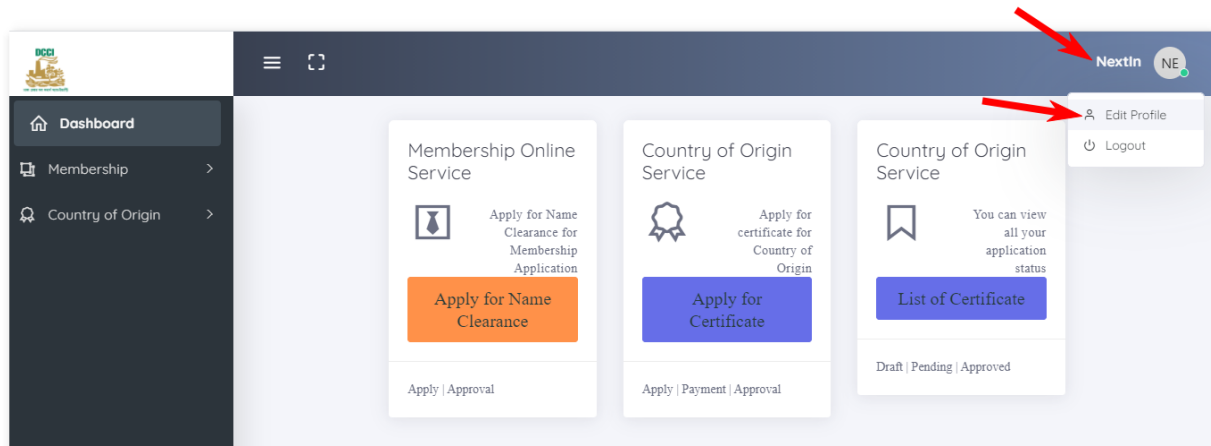
Click on “Save Changes” button and update your profile data.

 A screenshot of the 'Update Your Profile' form. The form is titled 'Update Your profile' and is located under the 'Profile' section. It contains several input fields: 'Company Name' (pre-filled with 'NextIn'), 'E-mail' (pre-filled with 'companymail@gmail.com'), and 'Phone Number' (pre-filled with '0160000000'). There are also fields for 'Update Password' and 'Confirm Password'. A password requirement note states: 'Your password must be more than 8 characters long, should contain at-least 1 Uppercase, 1 Lowercase, 1 Numeric and 1 special (!~@#\$%^&*()-=< >{}|) character.' At the bottom of the form, there are 'Save changes' and 'Reset' buttons. The footer of the page indicates 'Version: 1.0 Design and Developed by Systech Digital Limited'.

For better understanding, follow the above pictures.

b. Update Password


Click on the “Company Name” which is top-right of the webpage. After click on “Company Name” user will find two options. Click on “Edit Profile”. After that user will find a “Update password” section. Input a new password and conform the password. Click on “Save changes” and successfully your password updated.



5. Forgot Password

If user forgot his/her account password, then user need to reset his/her password.

In reset-password process, user need to click on “Forgot Password?” link.



ঢাকা চেম্বার অব কমার্স অ্যান্ড ইন্ডাস্ট্রি

Become a Member

Email


Password

Remember Me [Forgot Password?](#)

————— If you are not a Member? —————

Note: Follow the image instruction and click on the link

After click on the link and find will find a form.



ঢাকা চেম্বার অব কমার্স অ্যান্ড ইন্ডাস্ট্রি

Forget your password?

Don't worry! Just fill in your email and we'll send you a link to reset password.

E-Mail Address

Reset Password

Enter your account email and click on [Reset Password](#) button.

After click on the [Reset Password](#) button, system will send an email in your given email address. Open your mail and click on [Reset Password](#) button

Hello!

You are receiving this email because we received a password reset request for your account.

[Reset Password](#)

This password reset link will expire in 60 minutes.

If you did not request a password reset, no further action is required.

Thank you.
DCCI System Team.

Note: If you don't find the email then check on "Spam"



Reset Password

E-Mail Address

Password

Your password must be more than 8 characters long, should contain at least 1 Uppercase, 1 Lowercase, 1 Numeric and 1 special (!~@#\$\$%^(><{})) character.

Confirm Password

Reset Password

After click on [Reset Password](#) button, user will get Reset Password form.

Fill the form with your new password and submit.

Now you successfully reset your password. Go to the login form and login your account with email and password.

6. Membership

If user want to be a member of DCCI then he/she can apply for membership from here.

a. Apply for Name Clearance

Menu → Membership → Apply for Name Clearance

For getting DCCI membership, user need to apply for Name clearance.

The screenshot shows the 'Name Clearance Form' interface. It features a sidebar with navigation options: Dashboard, Membership, Apply for Name Clearance (selected), and Country of Origin. The main form area contains the following sections:

- Company Information:** Fields for Company / Firm Name, Trade License, and Name of Business.
- Company Address:** Fields for Country, Division, District, Thana, Post Office, and Road/Arce/Block. Includes a note: 'You cannot upload for multiple entities. e.g. 917020411712/9170204117'.
- Mailing Address:** Similar fields to Company Address, with a 'Save as Company Address' checkbox.
- Representative:** Fields for Name, Gender, Designation, Email, Mobile No., and NID Number. Includes a 'Save as Representative' checkbox.
- Applicant:** Identical fields to the Representative section.
- Footer:** A checkbox 'Are you DCCI member?' and an 'Apply' button.

Note: Note: '*' sign fields can't be empty, the document must be in pdf format.

b. Apply for Membership

Menu → Membership → Apply for Members

After getting approval from name clearance, user can apply for membership. In membership request process, user need to input many information in different steps.

Company/Firm Status

Legal Status of the Company/Firm :

- Proprietorship
- Partnership
- Private
- Public Ltd.
- Public Ltd (Listed)

Company Type :

- Bangladeshi
- Foreign
- Joint Venture

Establishment Date* **Business with other countries** **Other Membership**

Management

Same as Applicant

Name of the Applicant* **Designation*** **Email***

Mobile No.* **NID*** **TIN***

Passport No.* **Photo(300*300)***

Representative Information **Bank Information**

Management

Same as Applicant

Name of the Applicant* **Designation*** **Email***

Mobile No.* **NID*** **TIN***

Passport No.* **Photo(300*300)***

Representative Information **Bank Information** **Payorder Information**

Payorder Number* **Bank Name***

Branch Name* **Date***

Amount*

Version: 1.0 Design and Developed by Sytech Digital Limited

Note: '*' sign fields can't be empty, the document must be in pdf format image must be in jpeg or png format.

Document Attachment

Trade License Number*
564565546456546

Tax Identification Number(TIN)*
Write number here

BIN Number
Write number here

Certificates of Incorporation
Write number here

VAT Registration No
Write number here

IRC
Write number here

ERC
Write number here

BOI Number
Write number here

Bank Certificate
Choose file

BIDA REG Number
Write number here

BIDA Work Permit
Choose file

Indenter Certificate Number
Write number here

Memorandum & Article of Association
Choose file

Form-XII
Choose file

Partnership Deed
Choose file

Joint Venture Agreement
Choose file

Applicant's Letter
Choose file

Other file 1
Write attachment type name here

Note: '*' sign fields can't be empty, the document must be in pdf format.

Preview

Firm/Company Information

Name of the Company	NextIn
Membership Type	General
Legal Status of the Company/Firm	Proprietorship
Firm type joint	NO
Establishment Date	2021-07-04
Business with other countries	
Other Membership	
Membership Status	Draft

Company Address

Company Address as per Trade license	mjhj
Address	602 MP Road, Ramna, Dhaka, 1217, Dhaka, Bangladesh
Telephone	45665465466
Mobile	01689017897
Fax	34556
Email	mshawon250@gmail.com

Mailing Address

Address	602 MP Road, Ramna, Dhaka, 1217, Dhaka, Bangladesh
Telephone	45665465466
Mobile	01689917897
Fax	34556
Email	mshawon25@gmail.com

Business Information

Business Sector	Aviation
Nature of Business	Information Technology
Export (Items)	HS-CODE: 01.01-Live horses, asses, mules and hinnies. Products: jbrjyh

Applicant Information

Name	Mehedi Hasan Shawon
Gender	Male
Designation	Manager
Address	mjhn
Mobile	01689917897
Telephone	54534654
Email	shawon@syntechdigital.com
Nationality	mjhg
NID	4565465465656 View
TIN	345454555 View

Payment

SL	Name	Amount
1	Application Form Fees	100
		Total = 100

[Offline Payment](#) [Online Payment](#)

After submitting all information user need to select payment method. If user select Online Payment, then user will get online payment form.

Then user ensure the member registration fees.

Note: **' sign fields can't be empty.*

DEMO

Support FAQ Offers Login

CARDS MOBILE BANKING NET BANKING

VISA Other Cards

Enter Card Number

MM/YY CVC/CVV

Card Holder Name

Save card & remember me

By checking this box you agree to the [Terms of Service](#)

PAY 102 BDT

If user select offline payment system, then user get this kind of interface.

Add Membership Service

[Home](#) - [Apply for Membership Service](#)

DCCI

Membership Online Service

You need to download following Voucher. Please check the terms mentioned in the voucher and pay to the bank as suggested. Then submit your voucher to the DCCI office.

[Download Application](#) [Download Deposit slip](#)

For offline payment user need to download “application” and “Deposit Slip” pdf.

The screenshot shows a web application interface. On the left is a dark sidebar with navigation items: 'Dashboard', 'Membership', and 'Country of Origin'. The main content area has a header 'Add Membership Service' and a sub-header 'Home - Apply for Membership Service'. Below this is a white box with the DCCI logo and a green button labeled 'Membership Online Service'. A text block reads: 'You need to download following Voucher. Please check the terms mentioned in the voucher and pay to the bank as suggested. Then submit your voucher to the DCC office.' Below the text are two green buttons: 'Download Application' and 'Download Deposit slip'. Two red arrows point from the text to these buttons.

Bank Copy



DEPOSIT SLIP



SL. No: EMISCNEX202107000010

Date: 2021-07-04

Dhaka Chamber of Commerce & Industry

Account No. 003344554667 of Dhaka Chamber of Commerce & Industry with MTB BANK, Uttara Received from Mr./Ms./M/s

NextIn, karwanbazar vide Cash/ Pay Order / D.D/ Cheque: date / ...

... / Bank Branch

..... In respect of:

Sl.No.	Purpose	Details	Amount Taka
1	Application From Fees		100
Total (Cash/Pay Order/D.D/Cheque) TK.			100
In words (Taka) : One Hundred Taka			

Signature
(DCCI)Depositor
(Party)Receiver
(Bank)Counter Signature
(Bank)



DCCI

Dhaka Chamber of Commerce & Industry
DHAKA CHAMBER BUILDING
 65-66 Motijheel C/A, G.P.O Box No. 2641, Dhaka-1000, Bangladesh
 PABX: 880-2-9552562, 9554383(Hunting), FAX: 880-2-9560830, 9550103
 Email : info@dhakachamber.com, Website:www.dhakachamber.com

Form No: EFNEX202107000014



Price: TK 100/- (One Hundred) Only
 Admission, Subscription & Fees TK. : 19,350/-
 DCCI DEVELOPMENT FUND Tk. : 10,000/-

Pay Order Tk. : 29,350/-

APPLICATION FORM FOR GENERAL MEMBERSHIP

Secretary General
 Dhaka Chamber of Commerce & Industry
 65-66, Motijheel Commercial Area
 Dhaka-1000

Dear Sir,

I/We request you kindly to enroll our firm/company as a GENERAL MEMBER of your esteemed Chamber. For your record and reference, the particulars of our enterprise are given overleaf. A Bank Draft/Pay Order No. **454545454**, Dt. **2021-07-04**, Tk. **100000000.00**. Bank. **MTB** Branch. **Uttara** in favour of "Dhaka Chamber of Commerce & Industry" is enclosed towards Admission Fee, Annual Subscription for the Current Calendar year and other fees/charges as admissible.

I/We undertake to abide by the rules and regulations of the Chamber and promote its objectives.

Yours faithfully,
 Applicant's Signature & Seal

Name: **Mehedi Hasan Shawon**, Designation: **Manager**
 Address: **602 Maghbazar**

Proposed By: (Valid General Member)

Signature and Seal
 Name:, Designation:.....
 Address:

Seconded By: (Valid General Member)

Signature and Seal
 Name:, Designation:.....
 Address:

After getting "application" and "Deposit Slip" user need to deposit payment in bank.

Completing payment process, user will come to DCCI office with proper payment documents.

c. Details of Membership

Menu → Membership → Details of Membership

If user complete membership process and approve from DCCI as a DCCI member, then user can view "Details of Membership"

The screenshot displays the 'Membership Details' page for 'NextIn'. The left sidebar contains navigation options: Dashboard, Membership, Details of Membership (selected), and Country of Origin. The main content area is titled 'Membership Details' and contains two sections: 'Firm/Company Information' and 'Company Address'.

Firm/Company Information	
Name of the Company	NextIn
Membership Type	General
Legal Status of the Company/Firm	Private Ltd
Firm type joint	NO
Establishment Date	2021-07-04
Business with other countries	
Other Membership	
Membership Status	Processing

Company Address	
Company Address as per	karwanbazar

7. Country of Origin

a. Apply for Certificate

Menu → Country of Origin → Apply for Certificate

For getting DCCI Country of Origin certificate, user need to apply for Certificate in DCCI website.

The screenshot displays the 'Country Of Origin Information' form. The left sidebar contains navigation options: Dashboard, Membership, Country of Origin, Apply for Certificate (selected), Application List, and Rejected List. The main content area is titled 'Country Of Origin Information' and contains several sections:

Consignor Info

Company / Firm Name*: NextIn

Company Address:

Country*: Bangladesh | Division*: Dhaka | District*: Dhaka | Thana/Upazila*: Select Thana / Up... | Post Office*: | Road/Area/Home*:

Factory Address:

Country*: Bangladesh | Division*: Dhaka | District*: Dhaka | Thana/Upazila*: Select Thana / Up... | Post Office*: | Road/Area/Home*: Same as Company Address

Signature Image dimension should be in width=50px, height=50px and JPEG/PNG*

Seal Image dimension should be in width=100px, height=50px and JPEG/PNG*

Consignee Info +

Description of Goods +

Note: '*' sign fields can't be empty and Signature and Seal image must be jpeg or png format.

Add Country Of Origin
Home - Apply for Country Of Origin

Document information

Invoice No* **Invoice Date***

Please upload commercial Invoice pdf. Size should be less than or equal to 1MB *

Exp No* **Exp date***

Please upload export Form pdf. Size should be less than or equal to 1MB *

L/C/T.T./CONT.P.I. No* **L/C/T.T. date***

Please upload L/C/T.T./CONT.P.I.I pdf. Size should be less than or equal to 1MB *

Document information

Invoice No* **Invoice Date***

Please upload commercial Invoice pdf. Size should be less than or equal to 1MB *

Exp No* **Exp date***

Please upload export Form pdf. Size should be less than or equal to 1MB *

L/C/T.T./CONT.P.I. No* **L/C/T.T. date***

Please upload L/C/T.T./CONT.P.I.I pdf. Size should be less than or equal to 1MB *

If user need to submit any other file then user can add file by click on “Add Other File” button.

PDF. Size should be less than or equal to 1MB

1 (points to Remove)

2 (points to Add Other File)

If user does not want to any extra file then he/she can remove file option by following image instruction
 1. User can also add more file option by click on “Add Other File” button. Follow the instruction number
 2.

Note: “*” sign fields can’t be empty, the document must be in pdf format and file size cannot greater than 1 MB.

Print Quantity

Certificate Copy

Type	Quantity	Fees	Total
Certificate of Origin (Original)	<input type="text" value="1"/>	100	100
Certificate of Origin (Copy)	<input type="text" value="0"/>	50	0
Total Amount =			100

Update Data
Save & Exit
Checkout

Review your Application for Certificate of Origin

Consignor Information

Company/Firm Name	NextIn
Company Address	602/A, Ramna, Dhaka, 1217, Dhaka, Bangladesh
Factory Address	602/A, Ramna, Dhaka, 1217, Dhaka, Bangladesh
Status	Draft

Consignee Information

Company/Firm Name	NextInnovation
Company Address	Software Technology Park, Dhaka

Fill the above forms with required and valid inputs.

After submitting all forms input quantity of certificate, you want and submit it.

The screenshot shows a web application interface for DCCI. The left sidebar contains navigation options: Dashboard, Membership, Country of Origin, Apply for Certificate (highlighted), Application List, and Rejected List. The main content area is titled 'Goods Information' and contains a table with the following data:

SL	Marks	Quantity	Description	HS Code	Weight (E.g.-1kg)	Value (BDT)
1	56	78	good	01.03	1000	500000
Total =						500000

Below this is the 'Certificate Copy' section with a table:

Type	Quantity	Fees	Total
Certificate of Origin (Original)	1	100	100
Certificate of Origin (Copy)	0	50	0
Total Amount =			100
Total in Word : One Hundred Only			

At the bottom of the form are two buttons: 'Update Data' (red) and 'Save & Continue' (green).

The screenshot shows the 'Payment' section of the application. It features a green 'Payment' header button. Below it, the text reads: "Dear applicant, you can pay the fees by any of the following payment method:"

- Offline Payment:** By selecting the offline payment method you will have 2 download links 1) Voucher, 2) Your Application. You have to follow the terms mentioned in the voucher, pay to the bank and then submit your application and voucher to the DCCI office.
- Online Payment:** By selecting the online payment method you will be redirected to the secure payment gateway to pay your fees. You can select any payment option that suites you. After successful payment you can download your application to submit to the DCCI office. N.B. Please be noted that online payment has some additional payment processing fees.

Below the text is the 'Certificate Copy' section with a table:

Type	Quantity	Fees	Total
Certificate of Origin (Original)	1	100	100
Certificate of Origin (Copy)	0	50	0
Total Amount =			100
Total in Word : One Hundred Only			

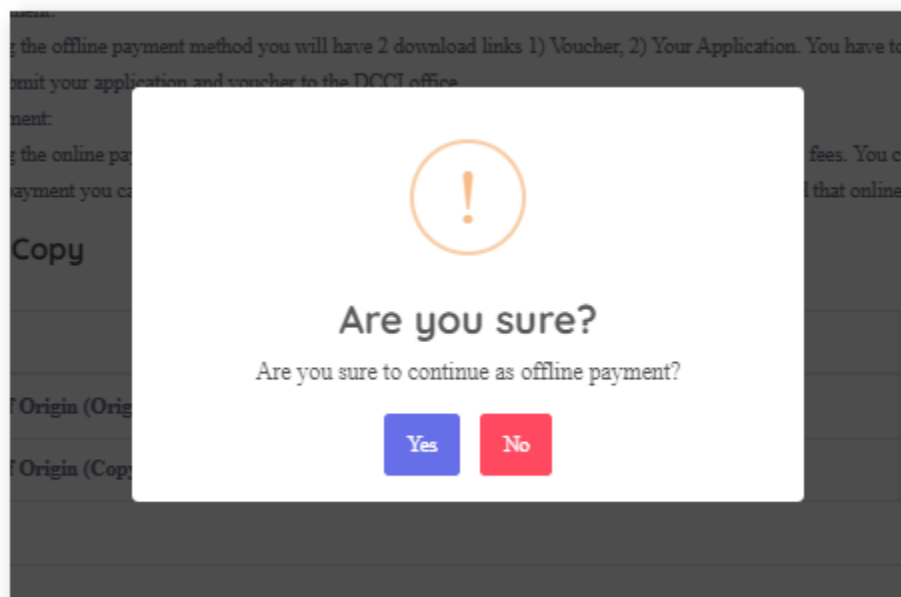
At the bottom of the form are two buttons: 'Offline Payment' (red) and 'Online Payment' (green).

In this step, user will select his/her payment method.

If user select **“Offline Payment”** method, then user can select bank name where he/she can deposit payment.



Select bank name and continue.



Click on **“Yes”**.

After completing all steps, user need to download **“Application”** and **“Voucher”** in pdf.

Certificate of origin service payment

You need to download following 2 PDFs 1) Voucher, 2) Your Application. Please check the terms mentioned in the voucher and pay to the bank as suggested. Then submit your application and voucher to the DCCI office.

[Download Application](#)
[Download Voucher](#)

Bank Copy



DEPOSIT SLIP



SL. No: COANEX20210751

Date: 05/07/2021

Dhaka Chamber of Commerce & Industry

Account No. 003344554667 of Dhaka Chamber of Commerce & Industry with MTB BANK, Uttara Received from **NextIn,**
602/A, Ramna, Dhaka-1217, Bangladesh vide Cash/ Pay Order / D.D/ Cheque:
 ... date / / Bank, Branch
 in respect of:

Sl.No.	Purpose	Details	Amount Taka
1	Certificate of Origin (Original)	1 Copy(s)	100
2	Certificate of Origin (Copy)	0 Copy(s)	0
Total (Cash/Pay Order/D.D/Cheque) TK.			100
In words (Taka) : One Hundred Only			

After clear payment successfully , user need to go to DCCI office with “Deposit Slip” and DCCI admin will verify the payment.

b. Application List

Menu → Country of Origin → Application List

Search

Menu → Country of Origin → Application List → Search

User can Search “Application list” data by using “Serial Number”.

The screenshot shows the 'Application List of Country Of Origin' page. A search bar labeled 'Search: Serial No' is highlighted with a red arrow. Below it is a table with the following data:

#SL	Consignee	Consignee Address	Serial Number	Status	Option
1	NextInnovation	Software Technology Park, Dhaka	COANEX20210751	Pending	

Below the table, it says 'Showing 1 to 1 of 1 entries'.

Download

Menu → Country of Origin → Application List → Option → Download Application | Download Deposit Slip

User can download application and deposit slip by click on option.

This screenshot shows the same application list page, but with the 'Option' menu for the first entry open. The menu items are: View, Download Application, and Download Deposit Slip. Red arrows point to the 'Download Application' and 'Download Deposit Slip' options.

View

Menu → Country of Origin → Application List → Option → View

User can view individual data by click on view option.

The screenshot shows the 'Application List of Country Of Origin' page. The table contains one entry with the following details:

#SL	Consignee	Consignee Address	Serial Number	Status	Option
1	NextInnovation	Software Technology Park, Dhaka	COANEX20210751	Pending	⋮

The dropdown menu for the 'Option' column is open, showing the following options:

- View
- Download Application
- Download Deposit Slip

Download Certificate

Menu → Country of Origin → Application List → Option → Download Certificate

User can download [Country of Origin Certificate](#) if admin accept user certificate request. If admin approve user application, "Status" will show "Approved" and user allow to download his/her certificate.

The screenshot shows the 'Application List of Country Of Origin' page after the application has been approved. The table entry now shows a status of 'Approved'.

#SL	Consignee	Consignee Address	Serial Number	Status	Option
1	NextInnovation	Software Technology Park, Dhaka	COANEX20210751	Approved	⋮

The dropdown menu for the 'Option' column is open, showing the following options:

- View
- Download Certificate



Dhaka Chamber of Commerce & Industry

DHAKA CHAMBER BUILDING

65-66 Motijheel Commercial Area, G.P.O Box No. 2641, Dhaka-1000, Bangladesh
 PABX: 880-2-9552562(Hunting), FAX : 880-2-9560830 Email : info@dhakachamber.com Website: www.dhakachamber.com

Original

Consignor: Shampazone 786, Dhanmondi, Dhanmondi, Dhaka, 1205, Dhaka, Bangladesh Factory: 786, Dhanmondi, Dhanmondi, Dhaka, 1205, Dhaka, Bangladesh		CERTIFICATE NO. OEC5HA202102000058 CERTIFICATE OF ORIGIN ISSUED BY DHAKA CHAMBER OF COMMERCE & INDUSTRY Dhaka-1000, Bangladesh.		
Consignee: Shampazone Uttara		COUNTRY OF ORIGIN: BANGLADESH		
Particulars of Transport (Optional Declaration): ytguyul		DESTINATION: Uttara		
		INVOICE NO: 68978	DATE: 2021-02-01	
		EXP. NO. 8798	DATE: 2021-02-28	
		L/C/T./CONT./P.I.NO: 7868	DATE: 2021-01-31	
MARKS	QUANTITY	DESCRIPTION OF GOODS & H.S.CODE	WEIGHT	VALUE (USD)
76	87	hg/hgjh, H.S CODE: 01.04	878	78.00
TOTAL AMOUNT IN (USD):				78
AMOUNT IN (USD): Seventy-Eight Only				

ঢাকা চেম্বার অব কমার্স অ্যান্ড ইন্ডাস্ট্রি

This Certificate is based on the information supplied to Dhaka Chamber of Commerce & Industry by the Consignor and it is not to be taken as amounting to a warranty or representation effect by Dhaka Chamber of Commerce & Industry or its representatives.

The undersigned duly authorized by the company, swears that the above-mentioned GOODS have been produced or manufactured in Bangladesh. Also declares that the under-signed shall be held responsible for shipment of any unauthorized goods.

Authorized signature:



[Handwritten Signature]
DEMO



Authorized signature:

[Handwritten Signature]
DEMO

Date: 02/02/2021

Authorized By: Ministry of Commerce, Govt of the People's Republic of Bangladesh

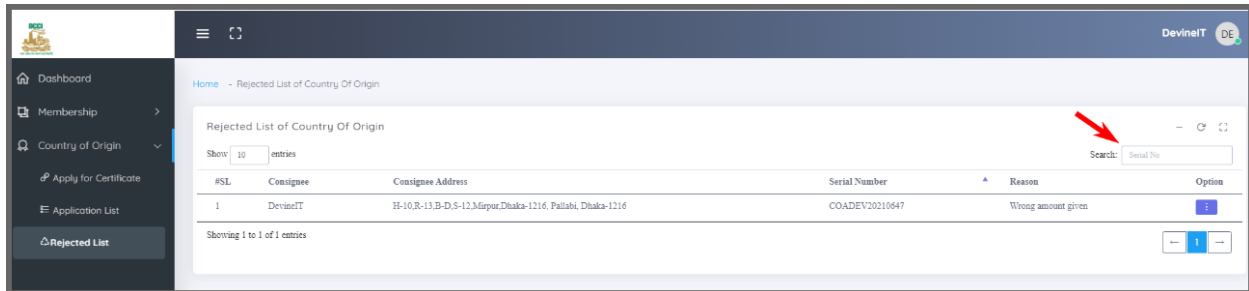
c. Rejected List

Menu → Country of Origin → Rejected List

Search

Menu → Country of Origin → Rejected List → Search

User can Search “Rejected list” data by using “Serial Number”



The screenshot shows the 'Rejected List of Country Of Origin' page. A search bar is located at the top right, with a red arrow pointing to it. The search bar contains the text 'Serial No'. Below the search bar is a table with the following data:

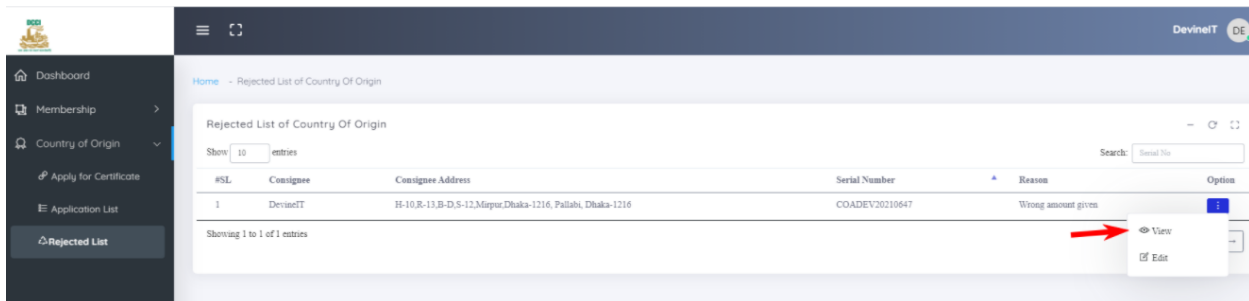
#SL	Consignee	Consignee Address	Serial Number	Reason	Option
1	DevineIT	H-10,R-13,B-D,S-12,Mirpur,Dhaka-1216, Pallabi, Dhaka-1216	COADEV20210647	Wrong amount given	View

Below the table, it says 'Showing 1 to 1 of 1 entries'.

View

Menu → Country of Origin → Rejected List → Option → View

User can view a specific “Rejected list” data by click on Option and View.



The screenshot shows the 'Rejected List of Country Of Origin' page. A red arrow points to the 'View' option in the 'Option' column of the table. The table has the same data as the previous screenshot:


#SL	Consignee	Consignee Address	Serial Number	Reason	Option
1	DevineIT	H-10,R-13,B-D,S-12,Mirpur,Dhaka-1216, Pallabi, Dhaka-1216	COADEV20210647	Wrong amount given	View

Below the table, it says 'Showing 1 to 1 of 1 entries'.

☰
🔄

Country Of Origin

[Home](#) - Report of country of origin



Country Of Origin Information

Consignor Information

Company/Firm Name	DevineIT
Company Address	H-10,R-13,B-D,S-12,Mirpur,Dhaka-1216, Pallabi, Dhaka-1216, Pallabi, Dhaka, 1216, Dhaka, Bangladesh
Factory Address	H-10,R-13,B-D,S-12,Mirpur,Dhaka-1216, Pallabi, Dhaka-1216, Pallabi, 1216, Pallabi, Dhaka, Dhaka, Bangladesh
Status	Rejected

Consignee Information

Company/Firm Name	DevineIT
Company Address	H-10,R-13,B-D,S-12,Mirpur,Dhaka-1216, Pallabi, Dhaka-1216
Destination Address	H-10,R-13,B-D,S-12,Mirpur,Dhaka-1216, Pallabi, Dhaka-1216
Particular of Transport	Private Car
Currency	BDT

Update

Menu → Country of Origin → Rejected List → Option → Edit

User can update a specific “Rejected list” data by click on Option and Edit.

☰
DevineIT DE

[Home](#) - Rejected List of Country Of Origin

Rejected List of Country Of Origin

Show entries

Search:

#SL	Consignee	Consignee Address	Serial Number	Reason	Option
1	DevineIT	H-10,R-13,B-D,S-12,Mirpur,Dhaka-1216, Pallabi, Dhaka-1216	COADEV20210647	Wrong amount given	View Edit

Showing 1 to 1 of 1 entries

Update your required data and submit it.

Note: ‘*’ sign fields can’t be empty and image must be jpeg or png format.

8. Renewal

a. Apply for Renewal

Menu → Renewal → Apply for Renewal

User can apply for membership renewal. Here user get a Renewal Application form. Fill the form by giving required information and click on “Save & Continue” button.

Note: ‘*’ sign fields can’t be empty and upload required document in pdf format.

After that chose your payment method.


Home - Renewal Application

Renewal Application Payment





SL	Name	Amount
1	Subscription Fee	9000
2	Bulletin Fee	650
3	Relief Fee	700
Total =		10350

Offline Payment
Online Payment



If you chose "Online payment" then you will get an online payment form. Fill the required valid information and submit the required amount.



Demo


 Support
 FAQ
 Offers ³
 Login

CARDS
MOBILE BANKING
NET BANKING


VISA   Other Cards

Enter Card Number


MM/YY

CVC/CVV 

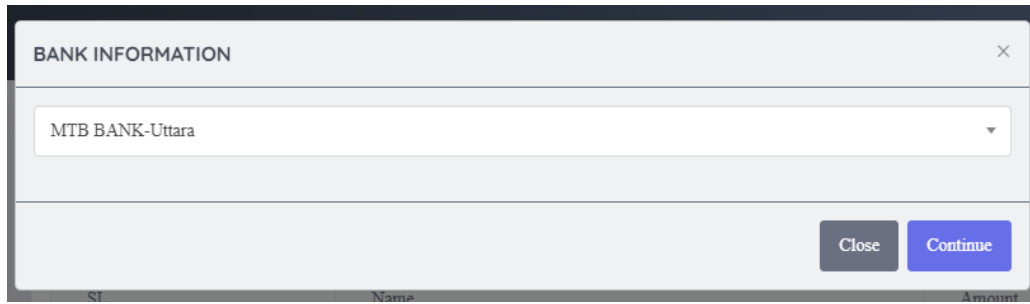
Card Holder Name

Save card & remember me 

By checking this box you agree to the [Terms of Service](#)

 **PAY 10,557 BDT**

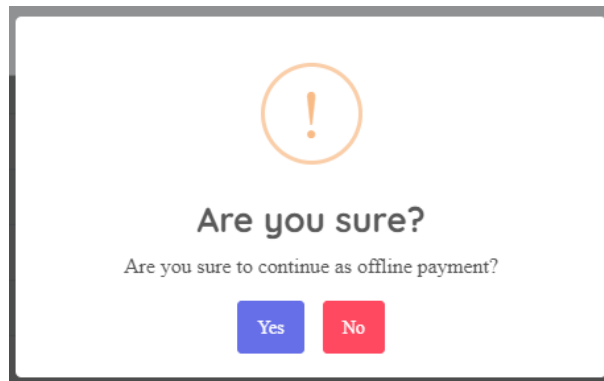
And if you chose “Offline Payment” then you need to select Bank name and continue.



BANK INFORMATION

MTB BANK-Uttara

Close Continue



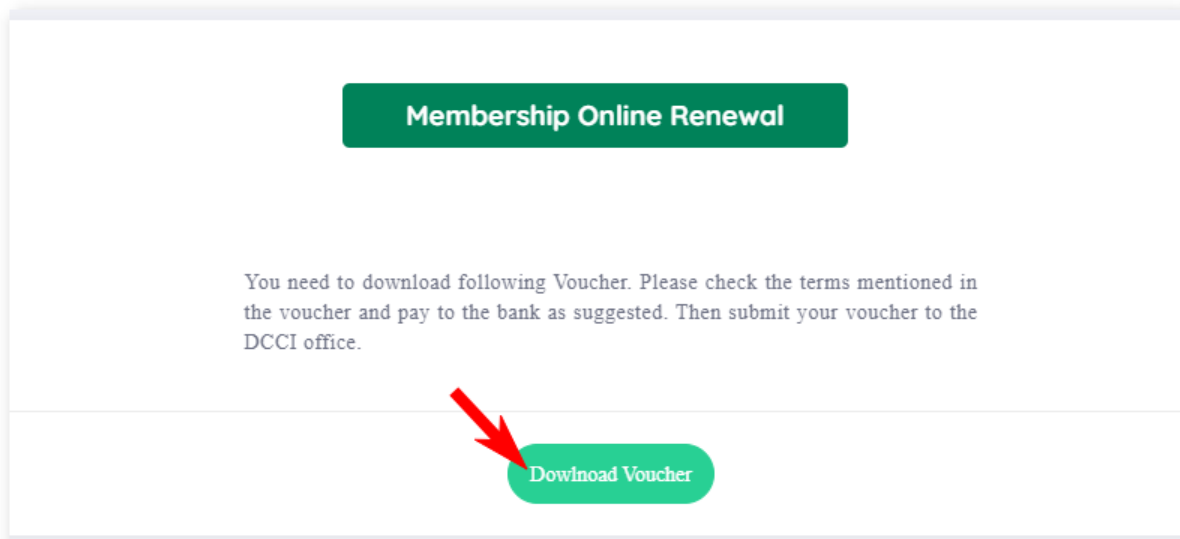
!

Are you sure?

Are you sure to continue as offline payment?

Yes No

Click on “Yes” and go to next step.




Membership Online Renewal

You need to download following Voucher. Please check the terms mentioned in the voucher and pay to the bank as suggested. Then submit your voucher to the DCCI office.

Download Voucher


You need to download following Voucher. Please check the terms mentioned in the voucher and pay to the bank as suggested. Then submit your voucher to the DCCI office .

Bank Copy



DCCI

DEPOSIT SLIP



COMPANY

SL. No: ERIALL202107000006 Date: 2021-07-29

Dhaka Chamber of Commerce & Industry

Account No. 003344554667 of Dhaka Chamber of Commerce & Industry with MTB BANK, Uttara Received from Mr./Ms./M/s
**ALLIED ROCK INTERNATIONAL, H-79, Block-M, 6th Floor, Sikder Plaza, Bir Uttam Ziaur Rahman Sarak, Banani,
Dhaka-1213, Banani, Dhaka-1213** vide Cash/ Pay Order / D.D/ Cheque:

date / / Bank, Branch

..... in respect of:

Sl.No.	Purpose	Details	Amount Taka
1	Subscription Fee		9000
2	Bulletin Fee		650
3	Relief Fee		700
Total (Cash/Pay Order/D.D/Cheque) TK.			10350
In words (Taka) : Ten Thousand Three Hundred and Fifty Only			

Signature
(DCCI)

Depositor
(Party)

Receiver
(Bank)

Counter Signature
(Bank)

b. Renewal List

Menu → Renewal → Apply for Renewal

Home - Renewal List

Renewal List

Show 10 entries

Search: Renewal Year

#SL	Trade License	TIN	Renew Year	Total Cost	Payment Status	Status	Option
1	12323232323 View	33123232323 View	2021	10350.00	Pending	Pending	View Download Deposit Slip

Showing 1 to 1 of 1 entries

Search

Menu → Renewal → Renewal List → Search

User can Search “Renewal List” data by using “Renewal Year”.

Note: For better understanding follow the above image instruction number 1.

View

Menu → Renewal → Renewal List → Option → View

User can View “Renewal List” data by click on Option and View.

Note: For better understanding follow the above image instruction number 2.

DCCI

ALLIED ROCK INTERNATIONAL AI

Membership Renewal Information 2021

Dashboard

Membership

Renewal

Renewal List

Country of Origin

Document Information

Renewal Year	2021
Trade License	12323232323 View
TIN	33123232323 View
Status	Pending

Payment Information

Payment Type	Offline
Total Paid	10350.00
Transaction Id	ERIAL202107000006
Bank Name	MTB BANK
Bank Address	Uttara
Bank Account Number	003344554667
Status	Pending


Download Deposit Slip

Menu → Renewal → Renewal List → Option → Download Deposit Slip


User can download deposit slip by click on Option and Download Deposit Slip.

Note: For better understanding follow the above image instruction number 3.

Bank Copy



DEPOSIT SLIP



SL. No: ERIALL202107000006 Date: 2021-07-29

Dhaka Chamber of Commerce & Industry

Account No. 003344554667 of Dhaka Chamber of Commerce & Industry with MTB BANK, Uttara Received from Mr./Ms./M/s
**ALLIED ROCK INTERNATIONAL, H-79, Block-M, 6th Floor, Sikder Plaza, Bir Uttam Ziaur Rahman Sarak, Banani,
 Dhaka-1213, Banani, Dhaka-1213** vide Cash/ Pay Order / D.D/ Cheque:

date / / Bank, Branch

..... in respect of:

Sl.No.	Purpose	Details	Amount Taka
1	Subscription Fee		9000
2	Bulletin Fee		650
3	Relief Fee		700
Total (Cash/Pay Order/D.D/Cheque) TK.			10350
In words (Taka) : Ten Thousand Three Hundred and Fifty Only			

 Signature
(DCCI)

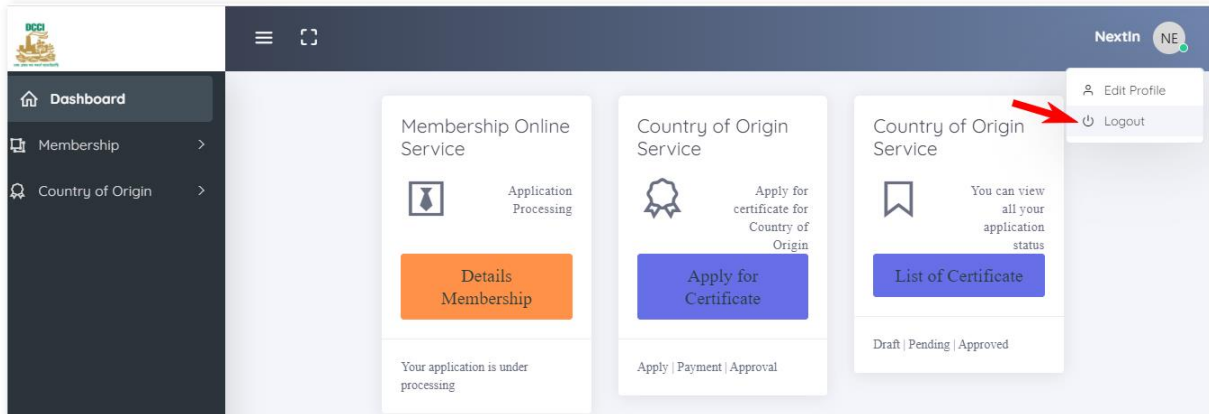
 Depositor
(Party)

 Receiver
(Bank)

 Counter Signature
(Bank)

9. Logout

Click on the “Company Name” which is top-right of the webpage. After click on “Company Name” user will find two options. Click on “Logout”. After click on it, system will logout.



END